



# KENYA TRANSPORTERS ASSOCIATION

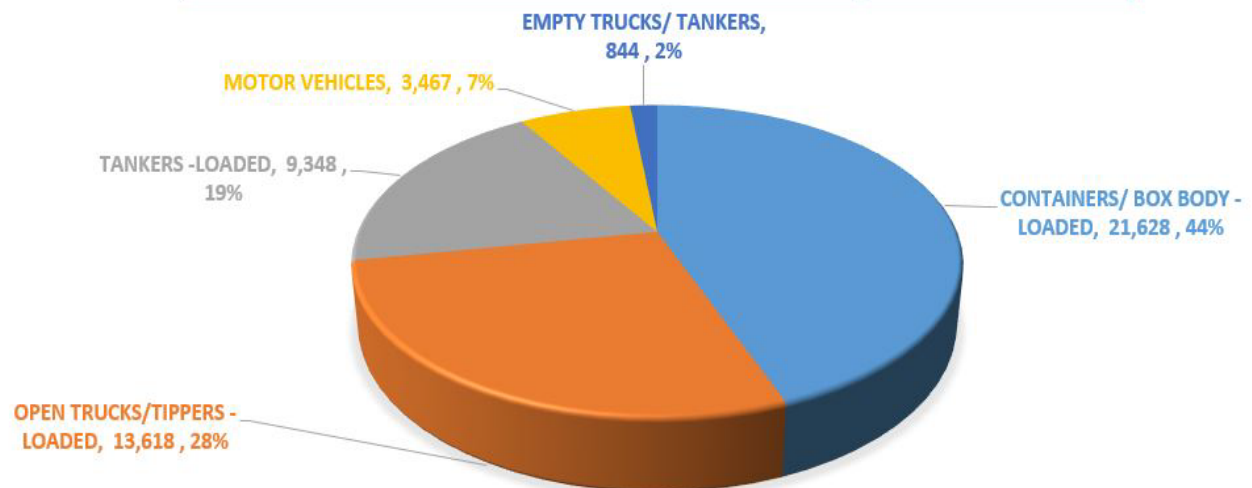
A united association of global excellence in advancing sustainable and competitive road freight services

Tom Mboya Rd,  
Tudor, Mombasa.  
P.O Box 88502-80100,  
Mombasa.  
Email: [info@kta.co.ke](mailto:info@kta.co.ke)

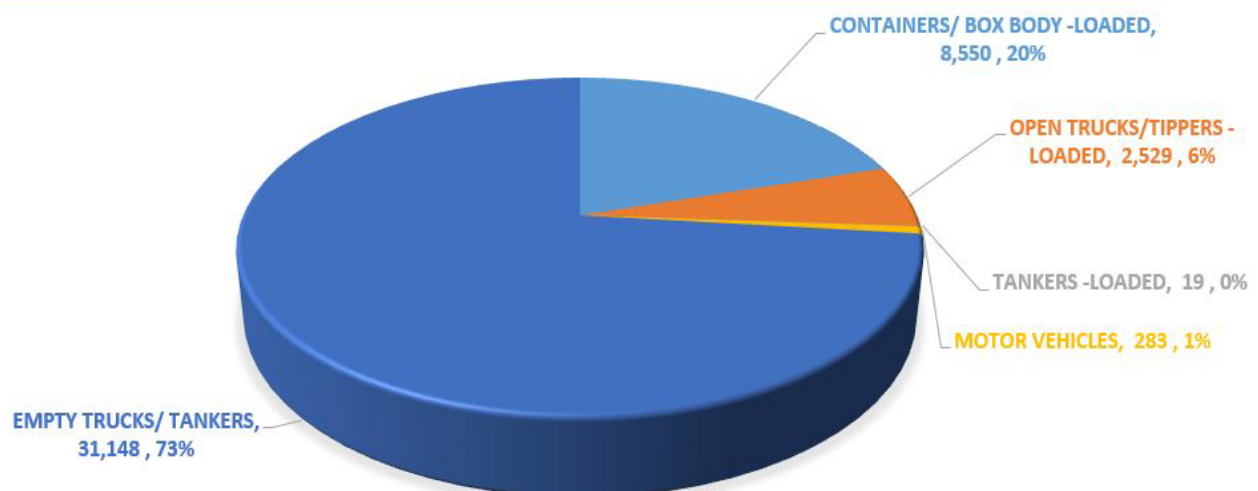
## SUMMARY OF SEPTEMBER 2024 STATISTICS REPORT COVERING MOMBASA PORT AND BORDERS (MALABA , BUSIA & LWAKHAKHA).

The Kenya Transporters Association has been monitoring the cargo and traffic flow from the entry point Mombasa port and exit points through the Busia, Malaba and Lwakhakha borders respectively. Below is a report with the numbers and border comparisons for the month of September 2024.

### TRUCKS CROSSING FROM KENYA TO UGANDA (MALABA & BUSIA)



### TRUCKS CROSSING FROM UGANDA TO KENYA (MALABA, BUSIA & LWAKHAKHA)

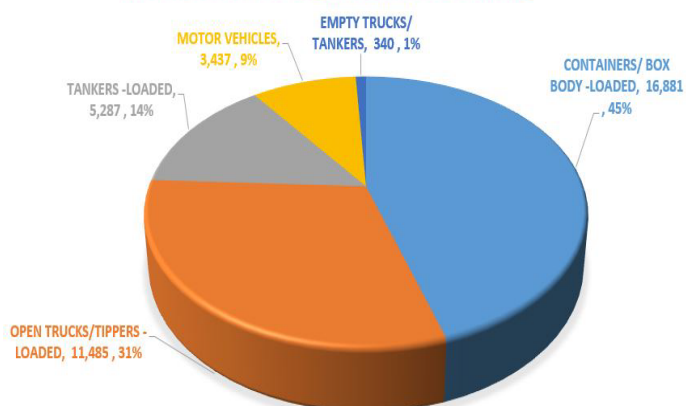


Source: Border representatives

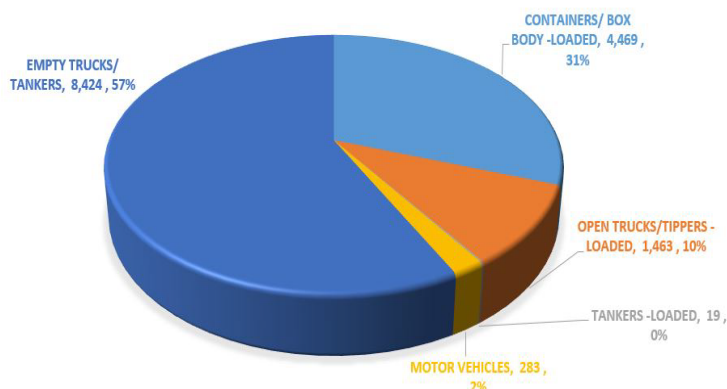
# BORDER PERFORMANCE COMPARISON

## MALABA

### TRUCKS CROSSING FROM KENYA TO UGANDA

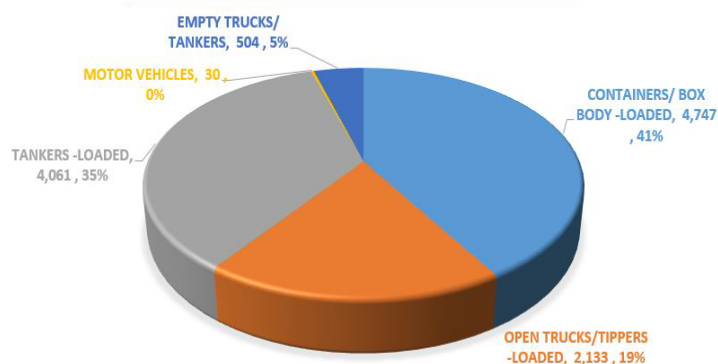


### TRUCKS CROSSING FROM UGANDA TO KENYA

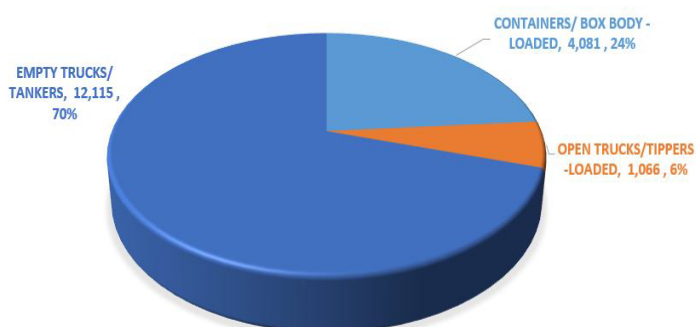


## BUSIA

### TRUCKS CROSSING FROM KENYA TO UGANDA



### TRUCKS CROSSING FROM UGANDA TO KENYA



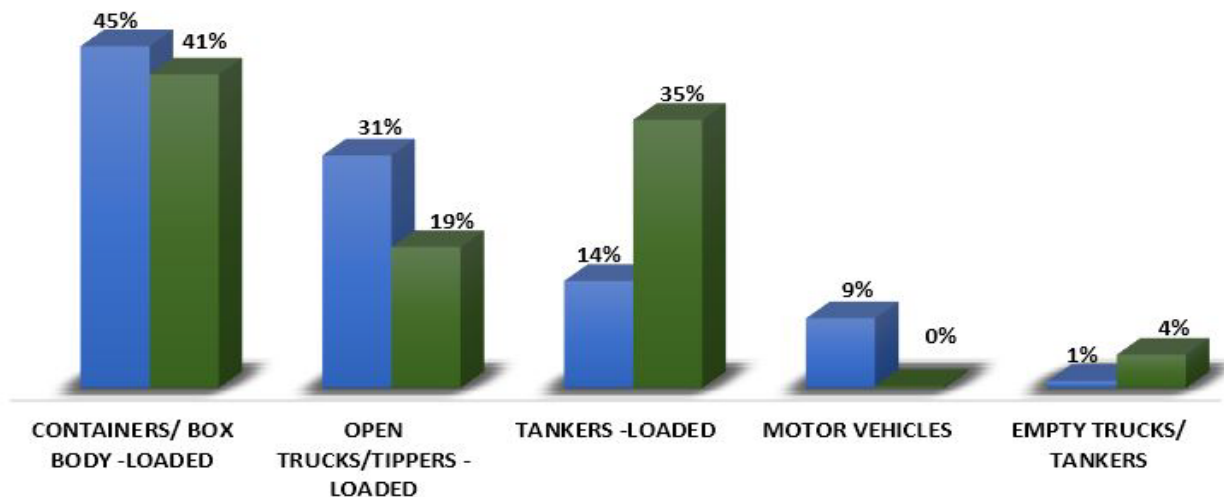
CROSSING TO UGANDA	MALABA	BUSIA
CONTAINERS/ BOX BODY -LOADED	16,881	4,747
OPEN TRUCKS/TIPPERS -LOADED	11,485	2,133
TANKERS -LOADED	5,287	4,061
MOTOR VEHICLES	3,437	30
EMPTY TRUCKS/ TANKERS	340	504
<b>TOTAL</b>	<b>37,430</b>	<b>11,475</b>
CROSSING TO KENYA	MALABA	BUSIA
CONTAINERS/ BOX BODY -LOADED	4,469	4,081
OPEN TRUCKS/TIPPERS -LOADED	1,463	1,066
TANKERS -LOADED	19	-
MOTOR VEHICLES	283	-
EMPTY TRUCKS/ TANKERS	8,424	12,115
<b>TOTAL</b>	<b>14,658</b>	<b>17,262</b>

Source: Border representatives

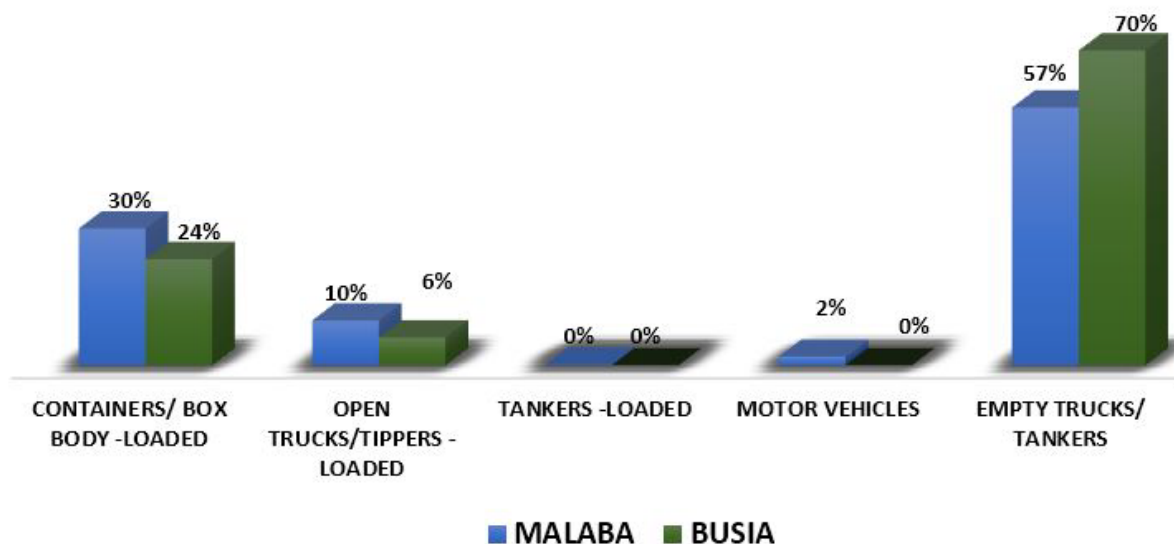
# CROSSING TRAFFIC REPORT : SEPTEMBER 2024

## MALABA vs BUSIA

### TRUCKS CROSSING FROM KENYA TO UGANDA



### TRUCKS CROSSING FROM UGANDA TO KENYA

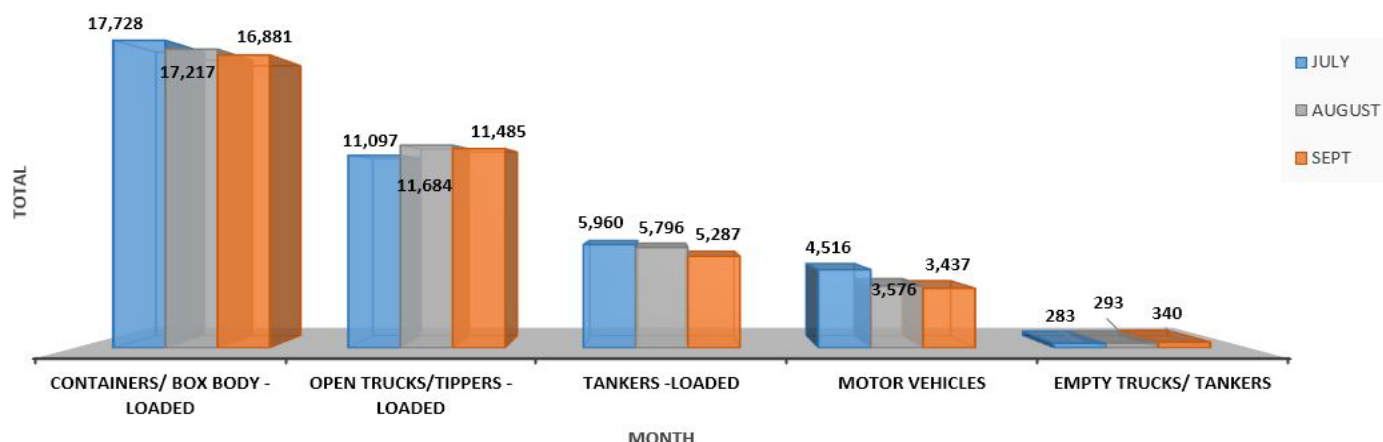


Source: Border representatives

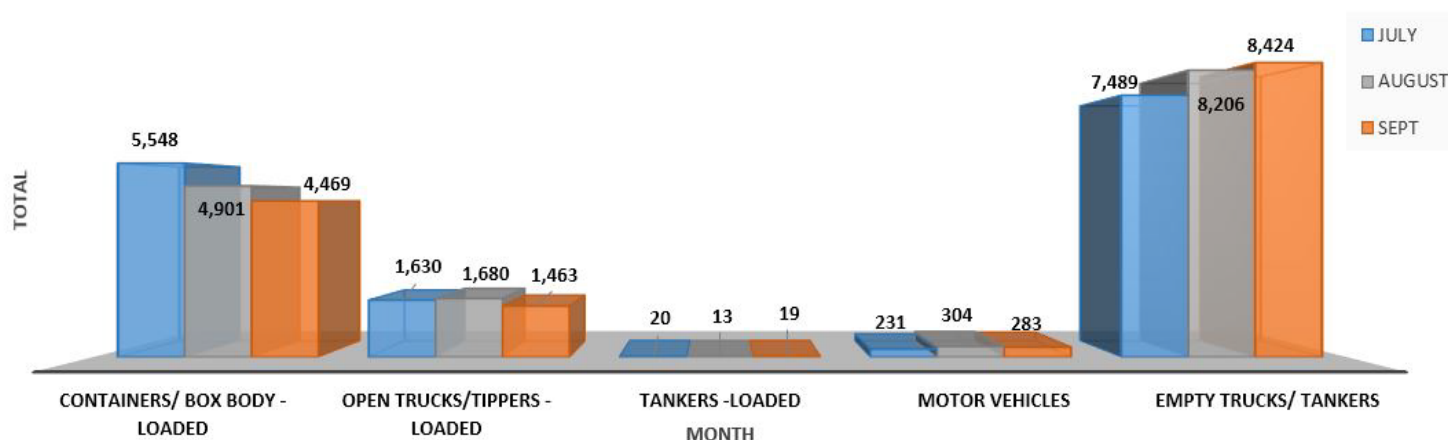
# COMPARISON REPORT FOR MALABA

JULY , AUGUST & SEPTEMBER 2024

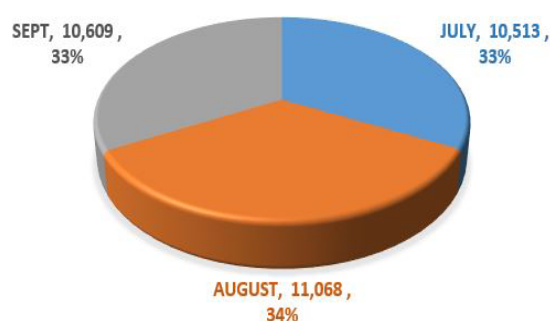
## JULY - SEPTEMBER: TRUCKS CROSSING FROM KENYA TO UGANDA



## JULY - SEPTEMBER : TRUCKS CROSSING FROM UGANDA TO KENYA



## JULY - SEPTEMBER: TRUCKS CROSSING INTO KENYA FROM UGANDA (EMPTIES) - LWAKHAKHA



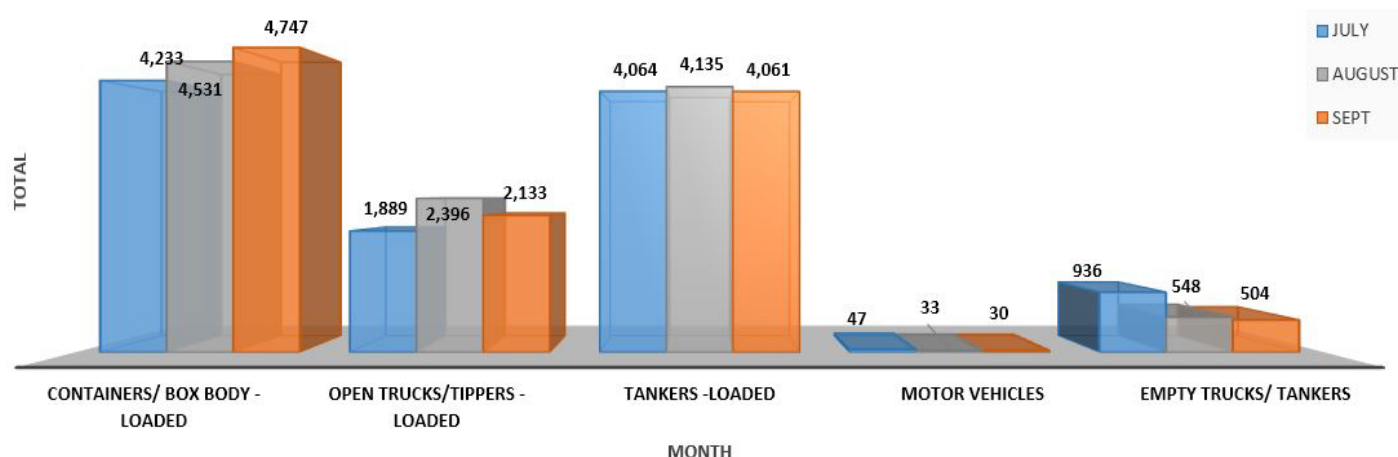
CROSSING TO UGANDA	JULY	AUGUST	SEPT
CONTAINERS/ BOX BODY -LOADED	17,728	17,217	16,881
OPEN TRUCKS/TIPPERS -LOADED	11,097	11,684	11,485
TANKERS -LOADED	5,960	5,796	5,287
MOTOR VEHICLES	4,516	3,576	3,437
EMPTY TRUCKS/ TANKERS	283	293	340
<b>TOTAL</b>	<b>39,584</b>	<b>38,566</b>	<b>37,430</b>
CROSSING TO KENYA	JULY	AUGUST	SEPT
CONTAINERS/ BOX BODY -LOADED	5,548	4,901	4,469
OPEN TRUCKS/TIPPERS -LOADED	1,630	1,680	1,463
TANKERS -LOADED	20	13	19
MOTOR VEHICLES	231	304	283
EMPTY TRUCKS/ TANKERS	7,489	8,206	8,424
<b>TOTAL</b>	<b>14,918</b>	<b>15,104</b>	<b>14,658</b>
LWAKHAKHA	JULY	AUGUST	SEPT
CROSSING TO KENYA (EMPTIES)	10,513	11,068	10,609

Source: Border representatives

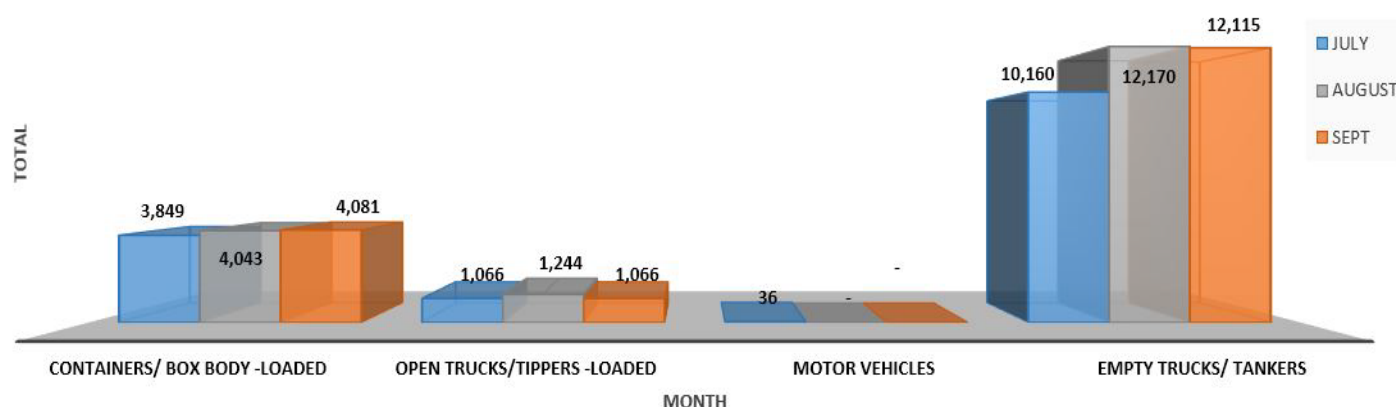
# COMPARISON REPORT FOR BUSIA

JULY , AUGUST & SEPTEMBER 2024

## JULY - SEPTEMBER : TRUCKS CROSSING FROM KENYA TO UGANDA



## JULY - SEPTEMBER : TRUCKS CROSSING FROM UGANDA TO KENYA



CROSSING TO UGANDA	JULY	AUGUST	SEPT
CONTAINERS/ BOX BODY -LOADED	4,233	4,531	4,747
OPEN TRUCKS/TIPPERS -LOADED	1,889	2,396	2,133
TANKERS -LOADED	4,064	4,135	4,061
MOTOR VEHICLES	47	33	30
EMPTY TRUCKS/ TANKERS	936	548	504
<b>TOTAL</b>	<b>11,169</b>	<b>11,643</b>	<b>11,475</b>
CROSSING TO KENYA	JULY	AUGUST	SEPT
CONTAINERS/ BOX BODY -LOADED	3,849	4,043	4,081
OPEN TRUCKS/TIPPERS -LOADED	1,066	1,244	1,066
TANKERS -LOADED	-	-	-
MOTOR VEHICLES	36	-	-
EMPTY TRUCKS/ TANKERS	10,160	12,170	12,115
<b>TOTAL</b>	<b>15,111</b>	<b>17,457</b>	<b>17,262</b>

Source: Border representatives

# PORT & SGR PERFORMANCE

SEPTEMBER 2024

CCO WEEKLY PERFORMANCE FOR COMMODITIES AS FROM	29TH AUG - 04TH SEPT 2024	05TH - 11TH SEPT 2024	12TH - 18TH SEPT 2024	19TH - 25TH SEPT 2024
COMMODITIES				
BLK CANOLA SEED		18,243	8,993	
STEEL	24,065	16,516		44,911
BLK COAL		78,978	25,216	11,004
BLK FERTILIZER			65,002	5,500
BGD FERT				398
CNERS	5,041	3,724	17,322	2,299
BLK PET COKE		21,512	26,800	
BLK RICE				21,395
BLK WHEAT	6,418		28,901	66,950
BGD PET RESIN			1,942	6,850
BGD SOYA BEANS			1,136	11,679
BLK CLINKER			12,040	24,948
GEN CARGO & OTHERS	1,699	26,208	20,245	15,375
MOTOR VEHICLES	2,990	3,001	6,176	458
AVERAGE PER DAY	5,745	24,026	30,539	30,252
TOTAL	40,213	168,182	213,773	211,767

SGR TRAINS								
DATE	No. of trains	Imports (TEUs)	Bulk Cargo (tonnes)	No. of wagons loaded	No. of wagons supplied	No. of trains	Export full (TEUs)	Export Empty (TEUs)
01.09 - 07.09.2024	56	4,340	36,854	2,803	4,544	27	541	2,057
08.09 - 14.09.2024	47	4,056	16,149	2,321	4,786	31	686	1,922
15.09 - 21.09.2024	57	4,106	50,012	2,832	4,411	35	585	2,333
22.09 - 28.09.2024	57	3,792	63,541	2,882	4,465	35	638	2,446

Bulk Cargo (tonnes)	STEEL NTS	WHT NTS	CLK ATR	FERT NTS	WHT NICD	STL NICD AUTOPORTS	COOKING OIL	FERT NICD
	13,962	84,590	26,840	33,534	11,536	11,802	1,584	567

Source: KPA Bi-Weekly report



# PORT PERFORMANCE

## CONTAINER PERFORMANCE IN SEPTEMBER 2024

CONTAINER TERMINAL		29TH AUG - 04TH SEPT 2024	05TH - 11TH SEPT 2024	12TH - 18TH SEPT 2024	19TH - 25TH SEPT 2024
Total Number of ships		15	12	19	18
		TEU'S			
Total Delivered C'ners by Road		10,890	10,388	10,427	10,310
Delivered C'ners by Road	LOCAL	4,562	4,431	4,930	4,514
Delivered C'ners by Road	TRANSIT	6,258	5,957	6,199	6,578
Delivered C'ners by SGR		4,214	4,090	4,212	3,818
Imports Population Breakdown	LOCAL	1,236	1,443	1,486	2,236
	TRANSIT	4,101	4,608	4,583	6,202
Transit in yard Breakdown	BURUNDI	140	116	160	227
	D. R. CONGO	246	516	393	474
	ETHIOPIA	16	33	28	34
	RWANDA	724	638	684	857
	SOMALIA	7	0	0	0
	SOUTHSUDAN	3	9	11	240
	TANZANIA	311	296	416	421
	UGANDA	2,654	3,000	2,891	3,949
Deliveries to CFSS	Consolbase	195	330	362	374
	Mombasa Container Terminal	98	142	206	128
	Compact	302	343	395	349
	Interpel	199	234	289	262
	Mitchell Cotts	326	228	303	256
	Awanad Logistics	184	198	131	224
	Portside Freight	67	31	120	105
	Focus	340	331	286	294
	MICT	133	138	185	223
	Makupa Yard	85	114	76	64
	MICD	73	148	100	69
	AUTOPORT	510	472	416	369
	REGIONAL	214	336	227	219
	GREAT LAKES (APM)	0	0	0	0
	SIGINON	57	133	218	96
	BOSS FREIGHT	142	173	281	200
TOTAL CFS DELIVERIES		2925	3351	3595	3232

Report By:  
Ednah Wakhu  
KTA Secretariat

Source: KPA Bi- Weekly report