



KENYA TRANSPORTERS ASSOCIATION

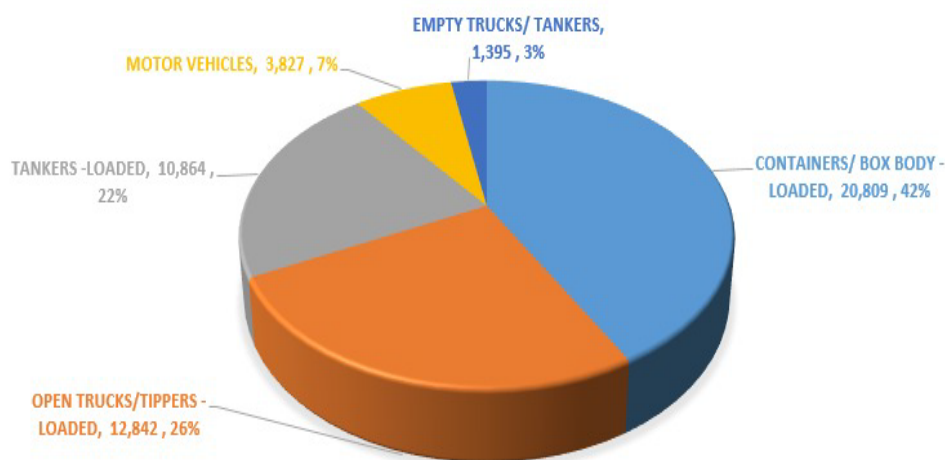
A united association of global excellence in advancing sustainable and competitive road freight services

Tom Mboya Rd,
Tudor, Mombasa.
P.O Box 88502-80100,
Mombasa.
Email: info@kta.co.ke

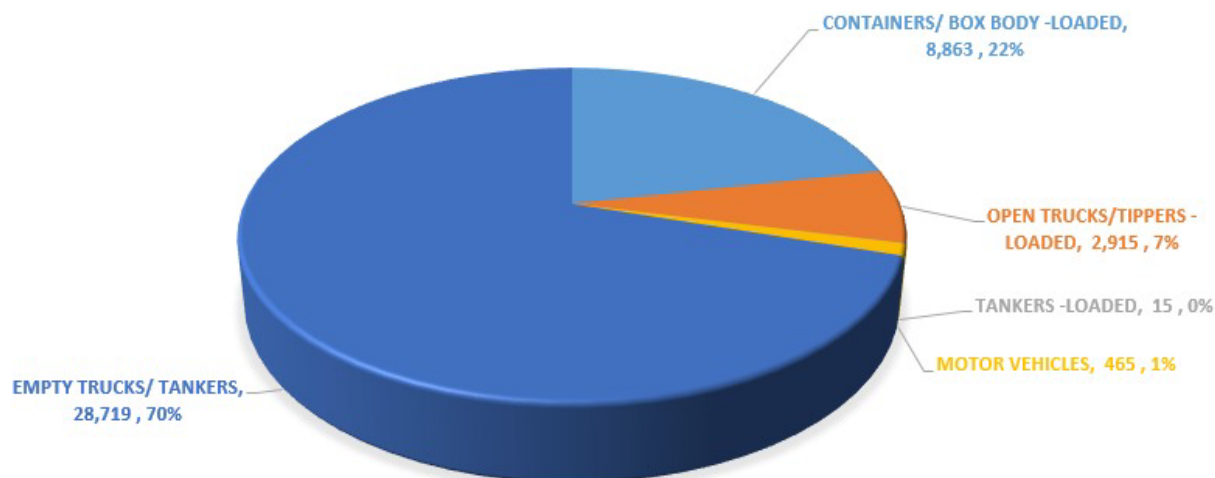
SUMMARY OF MAY 2024 STATISTICS REPORT COVERING MOMBASA PORT AND BORDERS (MALABA , BUSIA & LWAKHAKHA).

The Kenya Transporters Association has been monitoring the cargo and traffic flow from the entry point Mombasa port and exit points through the Busia, Malaba and Lwakhakha borders respectively. Below is a report with the numbers and border comparisons for the month of May 2024.

TRUCKS CROSSING FROM KENYA TO UGANDA (MALABA & BUSIA)



TRUCKS CROSSING FROM UGANDA TO KENYA (MALABA, BUSIA & LWAKHAKHA)

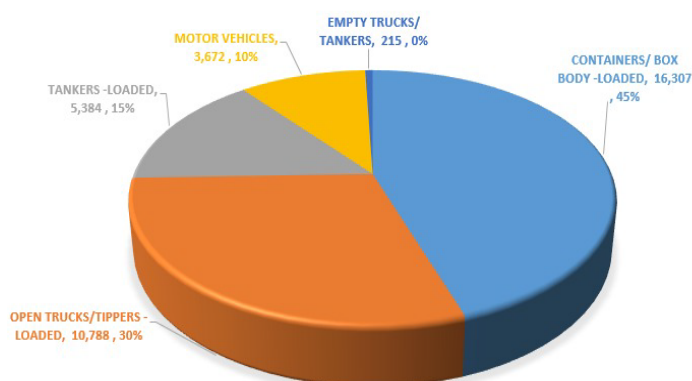


Source: Border representatives

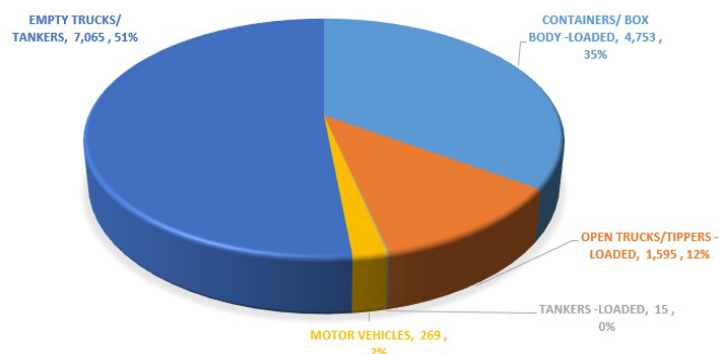
BORDER PERFORMANCE COMPARISON

MALABA

TRUCKS CROSSING FROM KENYA TO UGANDA

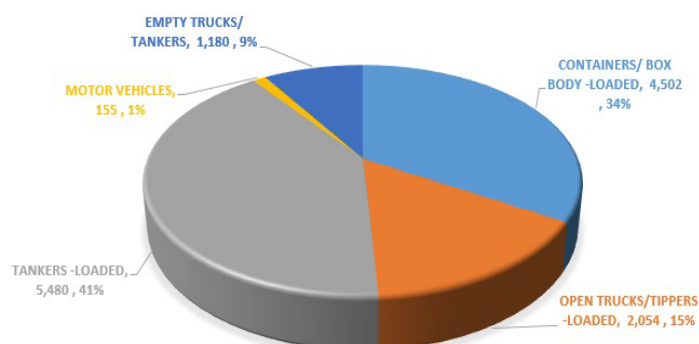


TRUCKS CROSSING FROM UGANDA TO KENYA

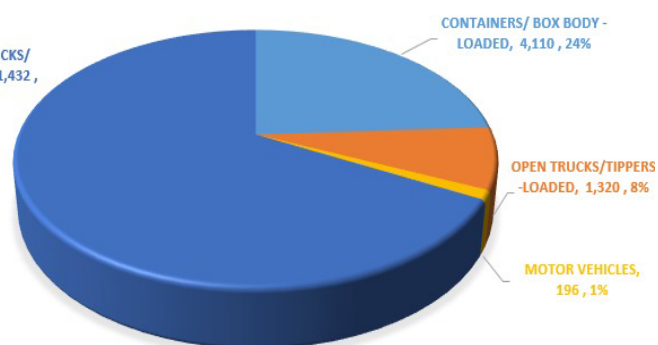


BUSIA

TRUCKS CROSSING FROM KENYA TO UGANDA



TRUCKS CROSSING FROM UGANDA TO KENYA



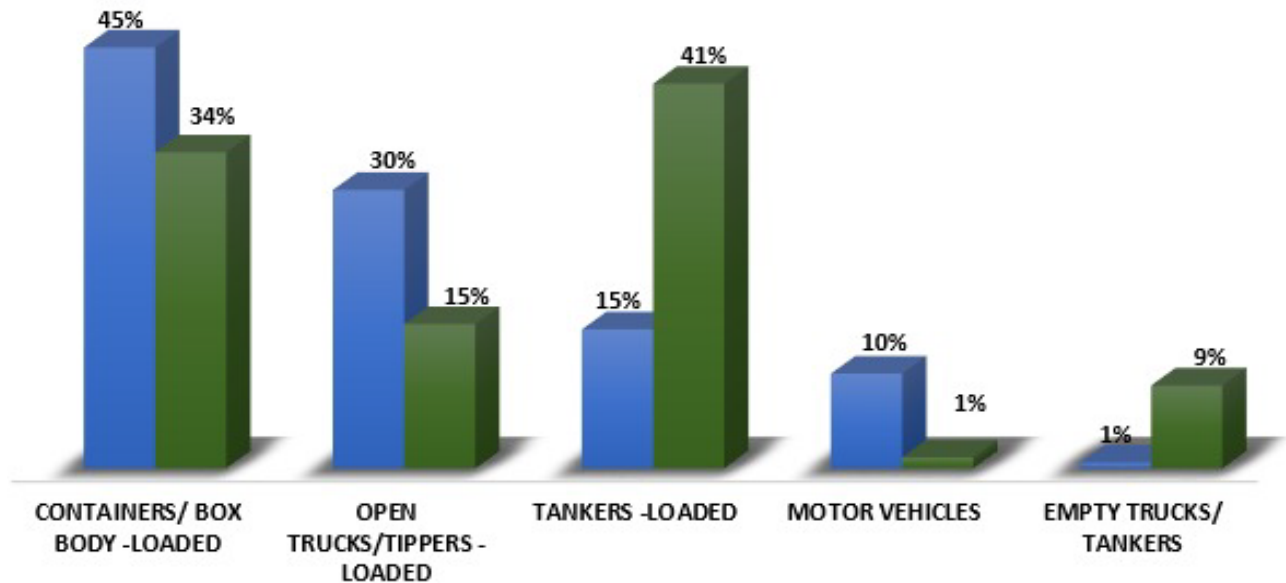
CROSSING TO UGANDA	MALABA	BUSIA
CONTAINERS/ BOX BODY -LOADED	16,307	4,502
OPEN TRUCKS/TIPPERS -LOADED	10,788	2,054
TANKERS -LOADED	5,384	5,480
MOTOR VEHICLES	3,672	155
EMPTY TRUCKS/ TANKERS	215	1,180
TOTAL	36,366	13,371
CROSSING TO KENYA	MALABA	BUSIA
CONTAINERS/ BOX BODY -LOADED	4,753	4,110
OPEN TRUCKS/TIPPERS -LOADED	1,595	1,320
TANKERS -LOADED	15	-
MOTOR VEHICLES	269	196
EMPTY TRUCKS/ TANKERS	7,065	11,432
TOTAL	13,697	17,058

Source: Border representatives

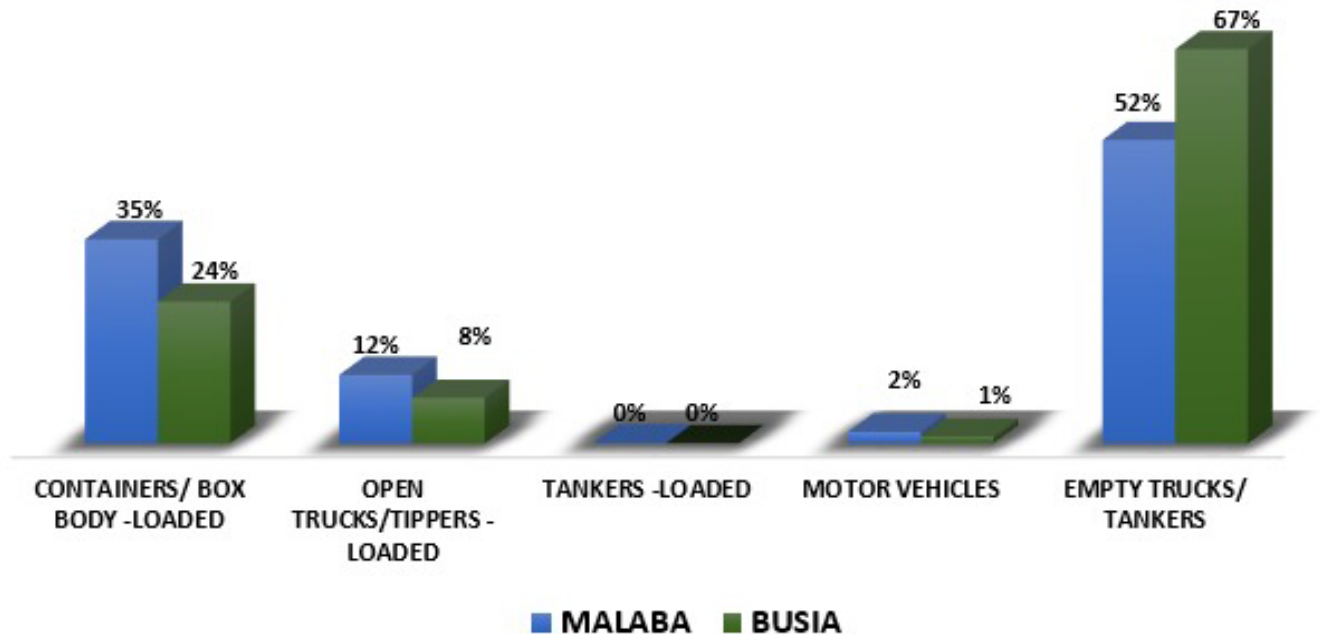
CROSSING REPORT FOR THE MONTH OF MAY 2024

MALABA vs BUSIA

TRUCKS CROSSING FROM KENYA TO UGANDA



TRUCKS CROSSING FROM UGANDA TO KENYA

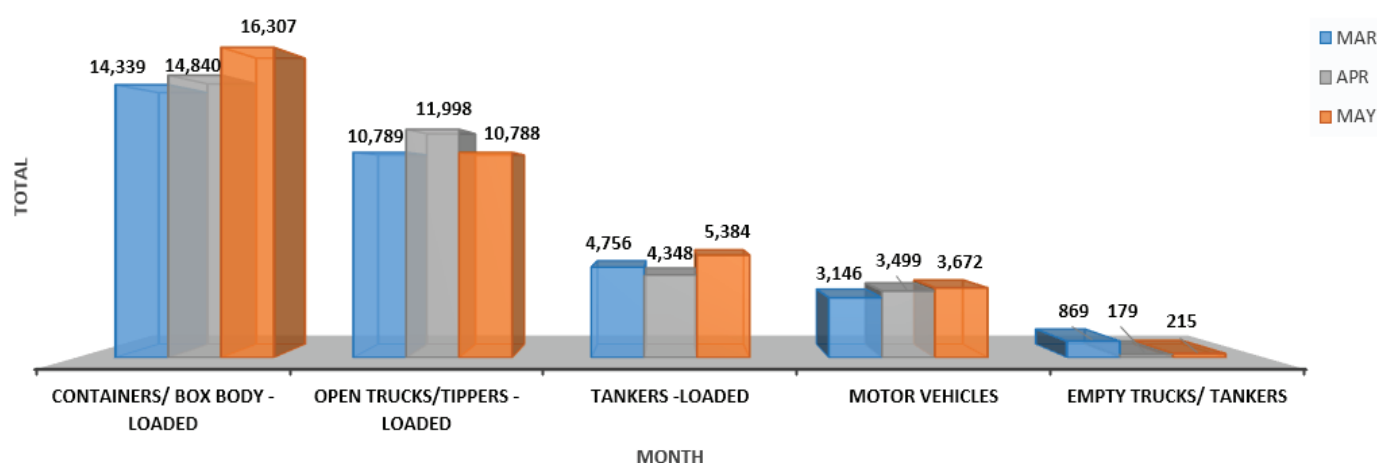


Source: Border representatives

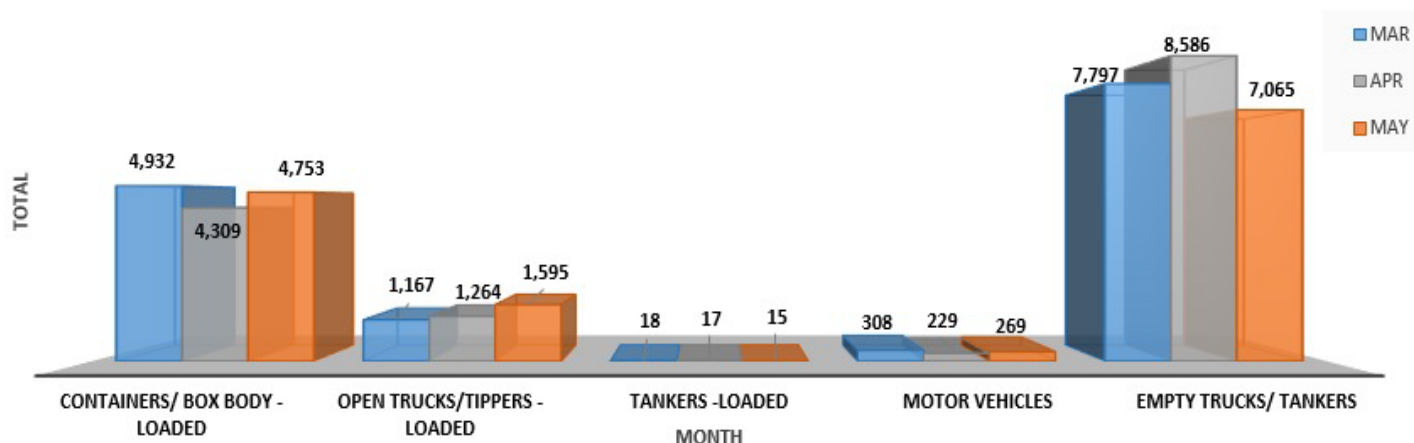
COMPARISON REPORT FOR MALABA

MARCH , APRIL & MAY 2024

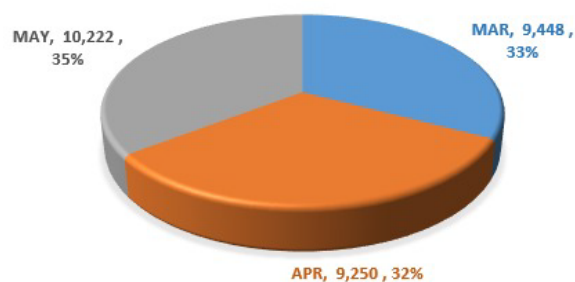
MAR - MAY : TRUCKS CROSSING FROM KENYA TO UGANDA



MAR - MAY : TRUCKS CROSSING FROM UGANDA TO KENYA



MAR - MAY: TRUCKS CROSSING INTO KENYA FROM UGANDA (EMPTIES) - LWAKHAKHA



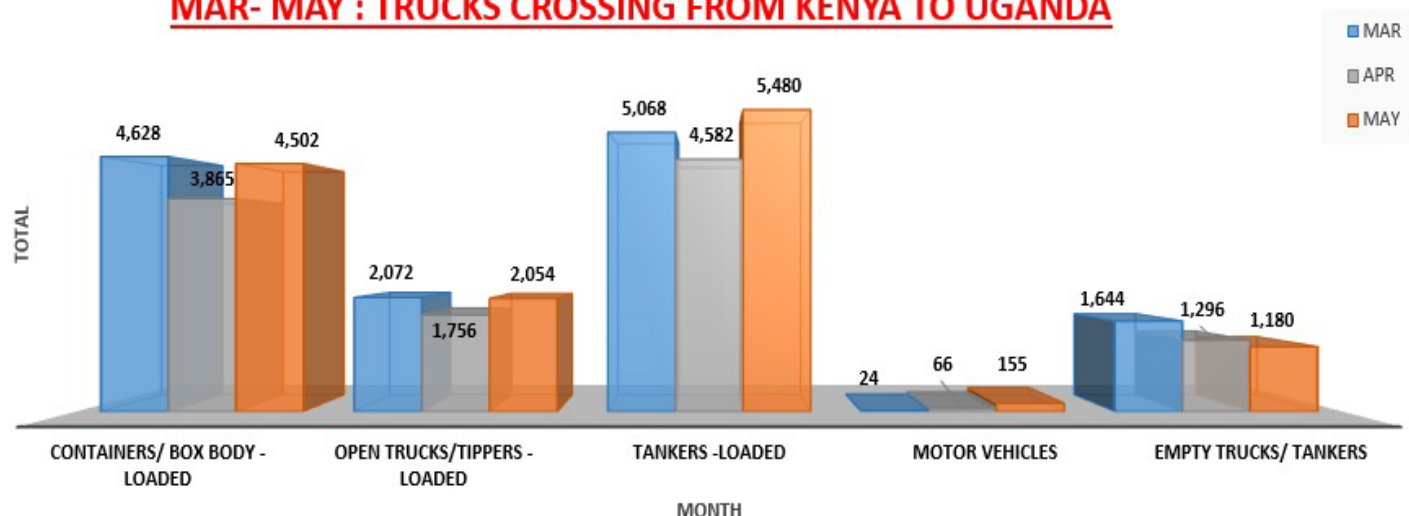
CROSSING TO UGANDA	MAR	APR	MAY
CONTAINERS/ BOX BODY -LOADED	14,339	14,840	16,307
OPEN TRUCKS/TIPPERS -LOADED	10,789	11,998	10,788
TANKERS -LOADED	4,756	4,348	5,384
MOTOR VEHICLES	3,146	3,499	3,672
EMPTY TRUCKS/ TANKERS	869	179	215
TOTAL	33,899	34,864	36,366
CROSSING TO KENYA	MAR	APR	MAY
CONTAINERS/ BOX BODY -LOADED	4,932	4,309	4,753
OPEN TRUCKS/TIPPERS -LOADED	1,167	1,264	1,595
TANKERS -LOADED	18	17	15
MOTOR VEHICLES	308	229	269
EMPTY TRUCKS/ TANKERS	7,797	8,586	7,065
TOTAL	14,222	14,405	13,697
LWAKHAKHA	MAR	APR	MAY
CROSSING TO KENYA (EMPTIES)	9,448	9,250	10,222

Source: Border representatives

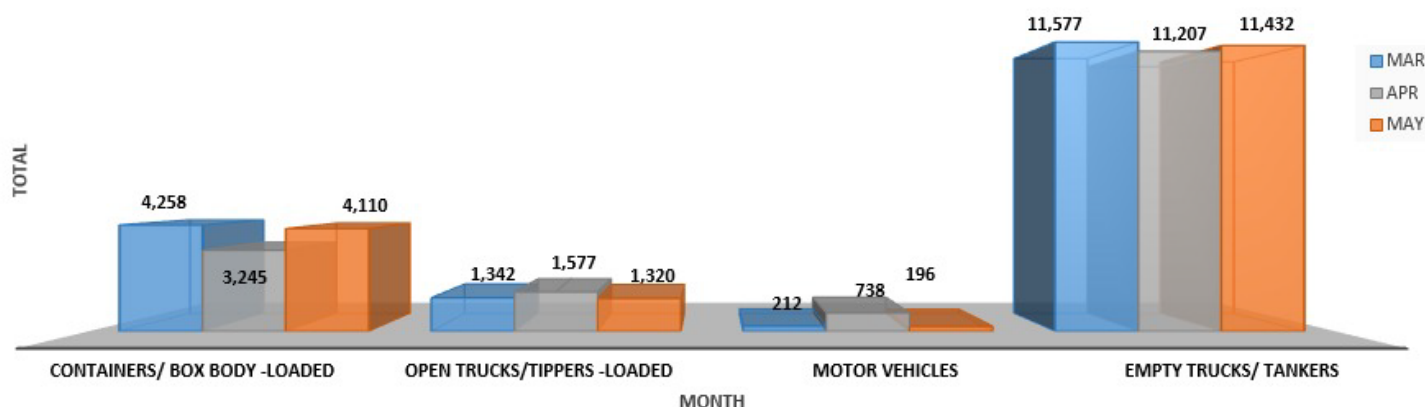
COMPARISON REPORT FOR BUSIA

MARCH , APRIL & MAY 2024

MAR- MAY : TRUCKS CROSSING FROM KENYA TO UGANDA



MAR - MAY : TRUCKS CROSSING FROM UGANDA TO KENYA



CROSSING TO UGANDA	MAR	APR	MAY
CONTAINERS/ BOX BODY -LOADED	4,628	3,865	4,502
OPEN TRUCKS/TIPPERS -LOADED	2,072	1,756	2,054
TANKERS -LOADED	5,068	4,582	5,480
MOTOR VEHICLES	24	66	155
EMPTY TRUCKS/ TANKERS	1,644	1,296	1,180
TOTAL	13,436	11,565	13,371
CROSSING TO KENYA	MAR	APR	MAY
CONTAINERS/ BOX BODY -LOADED	4,258	3,245	4,110
OPEN TRUCKS/TIPPERS -LOADED	1,342	1,577	1,320
TANKERS -LOADED	-	-	-
MOTOR VEHICLES	212	738	196
EMPTY TRUCKS/ TANKERS	11,577	11,207	11,432
TOTAL	17,389	16,767	17,058

Source: Border representatives

PORT & SGR PERFORMANCE

MAY 2024

KRC (SGR) PERFORMANCE								
DATE	No.of trains	Imports (TEUs)	Bulk Cargo (tonnes)	No. of wagons loaded	No. of wagons supplied	No. of trains	Export full (TEUs)	Export Empty (TEUs)
02.05 - 08.05.2024	55	3,734	60,643	2,796	4,649	23	581	1,905
09.05 - 15.05.2024	63	4,082	73,065	3,179	4,701	32	498	2,308
16.05 - 22.05.2024	63	4,300	66,323	3,192	4,643	31	557	2,417
23.05 - 29.05.2024	58	3,656	56,003	2,869	4,648	26	502	2,158

CCO WEEKLY PERFORMANCE FOR COMMODITIES	2ND - 8TH MAY 2024	9TH -15TH MAY 2024	16TH -22ND MAY 2024	23RD -29TH MAY 2024
COMMODITIES				
BGD SORGHUM				3525
BLK CLINKER	40,964		7,476	31,220
BLK COAL	6,020	39,874		
BLK FERTILIZER	3,830	31,666	19,184	2,045
CNERS	2,865	14,133	8,637	6,131
BLK IRION ORE		21,904	25,256	
BLK WHEAT	109,619	75,962	79,196	65,818
BLK SORGHUM				40,580
GEN CARGO & OTHERS			7,551	52,168
MOTOR VEHICLES	2,510	3,939	3,135	
AVERAGE PER DAY	23,687	26,783	21,491	28,784
TOTAL	165,808	187,478	150,435	201,487

Source: KPA Bi-Weekly report

PORT PERFORMANCE

CONTAINER PERFORMANCE IN MAY 2024

CONTAINER TERMINAL		2ND - 8TH MAY 2024	9TH -15TH MAY 2024	16TH -22ND MAY 2024	23RD -29TH MAY 2024
Total Number of ships		12	14	18	18
		TEU'S			
Total Delivered C'ners by Road		10,746	10,165	10,822	10,218
Delivered C'ners by Road	LOCAL	4,353	4,552	4,431	4,363
Delivered C'ners by Road	TRANSIT	6,376	5,613	6,388	5,854
Delivered C'ners by SGR		3,756	4,082	4,212	3,616
Imports Population Breakdown	LOCAL	1,922	2,193	2,418	1,302
	TRANSIT	5,697	7,019	7,091	5,344
Transit in yard Breakdown	BURUNDI	145	122	106	86
	D. R. CONGO	445	565	506	685
	ETHIOPIA	114	75	59	13
	RWANDA	835	979	1,062	943
	SOMALIA	11	105	144	50
	SOUTHSUDAN	217	203	311	95
	TANZANIA	348	531	461	328
	UGANDA	3,582	4,439	4,442	3,144
Deliveries to CFSS	Consolbase	340	312	312	409
	Mombasa Container Terminal	112	161	151	100
	Compact	455	478	350	340
	Interpel	316	157	262	241
	Mitchell Cotts	348	179	153	159
	Awanad Logistics	178	202	176	172
	Portside Freight	101	195	134	112
	Focus	258	322	239	288
	MICT	179	196	267	242
	Makupa Yard	93	88	39	28
	MICD	149	142	116	151
	AUTOPORT	465	452	342	335
	REGIONAL	348	358	222	134
	GREAT LAKES (APM)	0	0	0	0
	SIGINON	153	113	178	189
	BOSS FREIGHT	84	109	36	47
TOTAL CFS DELIVERIES		3579	3464	2977	2947

Report By:
Ednah Wakhu
KTA Secretariat

Source: KPA Bi- Weekly report