



KENYA TRANSPORTERS ASSOCIATION

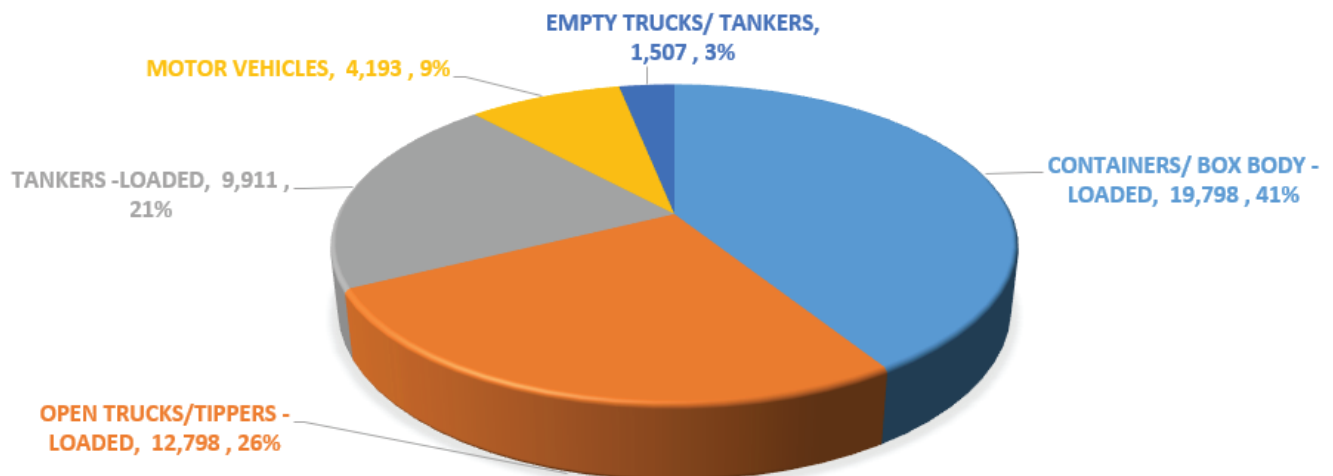
A united association of global excellence in advancing sustainable and competitive road freight services

Tom Mboya Rd,
Tudor, Mombasa.
P.O Box 88502-80100,
Mombasa.
Email: info@kta.co.ke

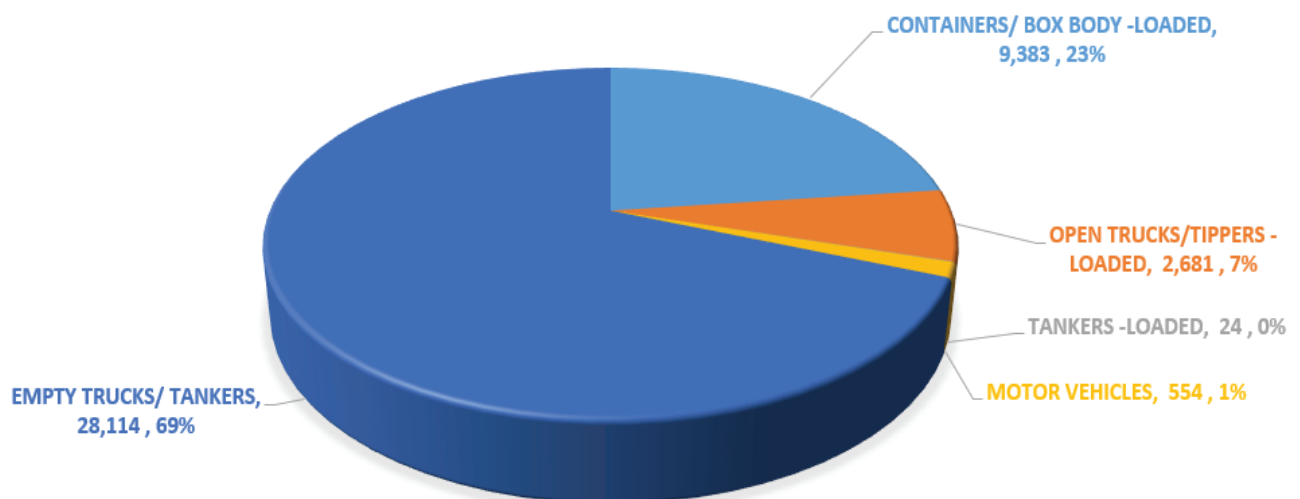
SUMMARY OF DECEMBER 2023 STATISTICS REPORT COVERING MOMBASA PORT AND BORDERS (MALABA , BUSIA & LWAKHAKHA).

The Kenya Transporters Association has been monitoring the cargo and traffic flow from the entry point Mombasa port and exit points through the Busia, Malaba and Lwakhakha borders respectively. Below is a report with the numbers and border comparisons for the month of December 2023.

TRUCKS CROSSING FROM KENYA TO UGANDA (MALABA & BUSIA)



TRUCKS CROSSING FROM UGANDA TO KENYA (MALABA, BUSIA & LWAKHAKHA)

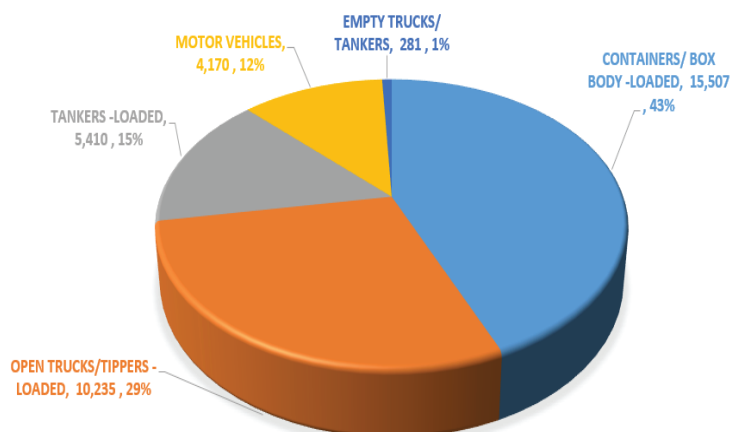


Source: Border representatives

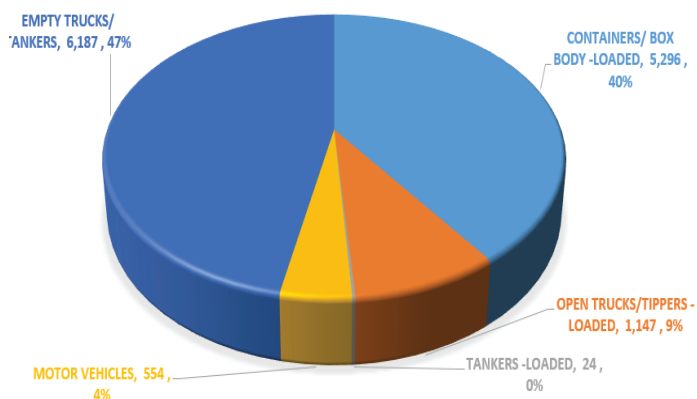
BORDER PERFORMANCE COMPARISON

MALABA

TRUCKS CROSSING FROM KENYA TO UGANDA

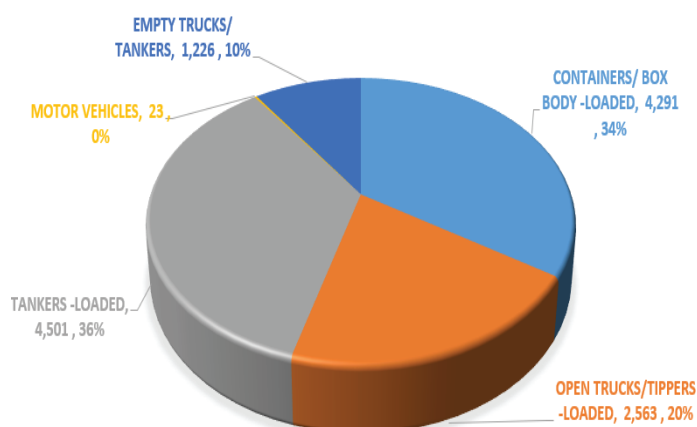


TRUCKS CROSSING FROM UGANDA TO KENYA

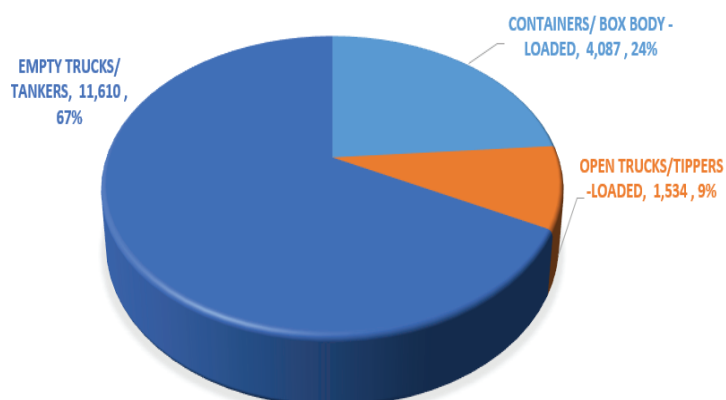


BUSIA

TRUCKS CROSSING FROM KENYA TO UGANDA



TRUCKS CROSSING FROM UGANDA TO KENYA



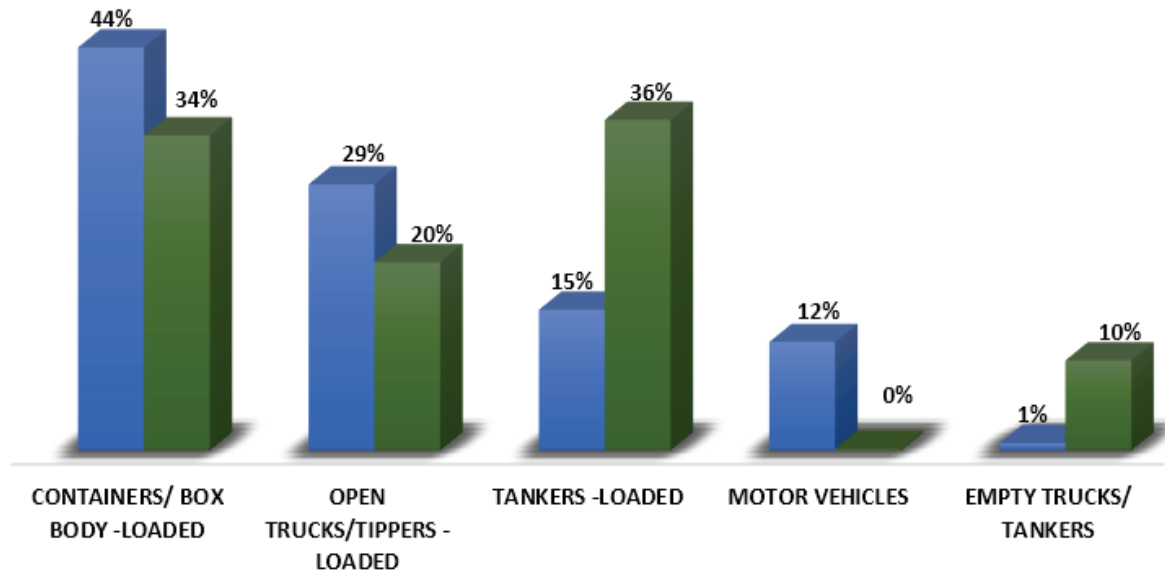
CROSSING TO UGANDA	MALABA	BUSIA
CONTAINERS/ BOX BODY -LOADED	15,507	4,291
OPEN TRUCKS/TIPPERS -LOADED	10,235	2,563
TANKERS -LOADED	5,410	4,501
MOTOR VEHICLES	4,170	23
EMPTY TRUCKS/ TANKERS	281	1,226
TOTAL	35,603	12,604
CROSSING TO KENYA	MALABA	BUSIA
CONTAINERS/ BOX BODY -LOADED	5,296	4,087
OPEN TRUCKS/TIPPERS -LOADED	1,147	1,534
TANKERS -LOADED	24	-
MOTOR VEHICLES	554	-
EMPTY TRUCKS/ TANKERS	6,187	11,610
TOTAL	13,208	17,231

Source: Border representatives

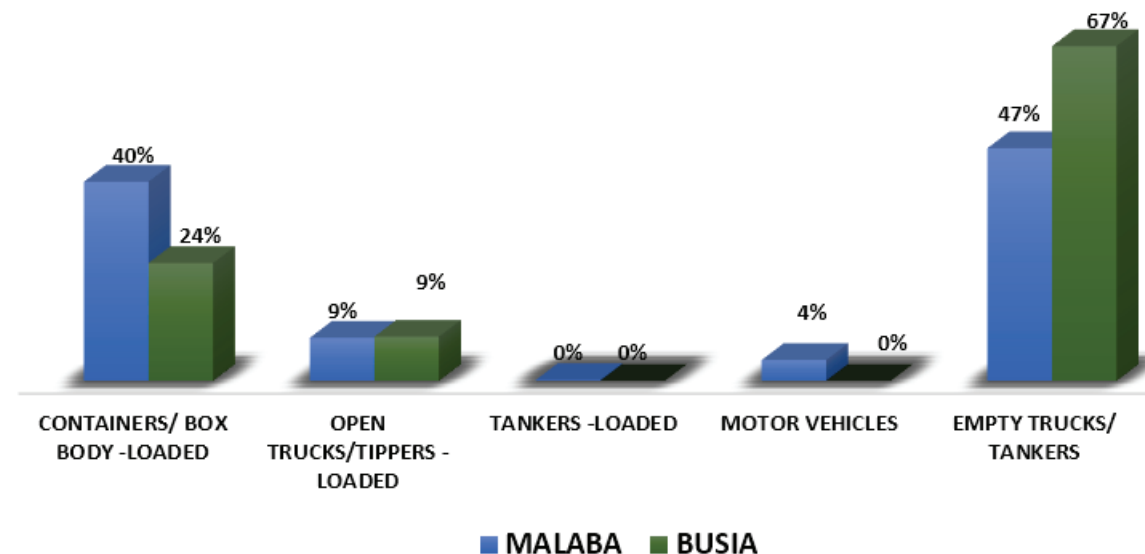
CROSSING REPORT FOR THE MONTH OF DECEMBER 2023

MALABA vs BUSIA

TRUCKS CROSSING FROM KENYA TO UGANDA



TRUCKS CROSSING FROM UGANDA TO KENYA

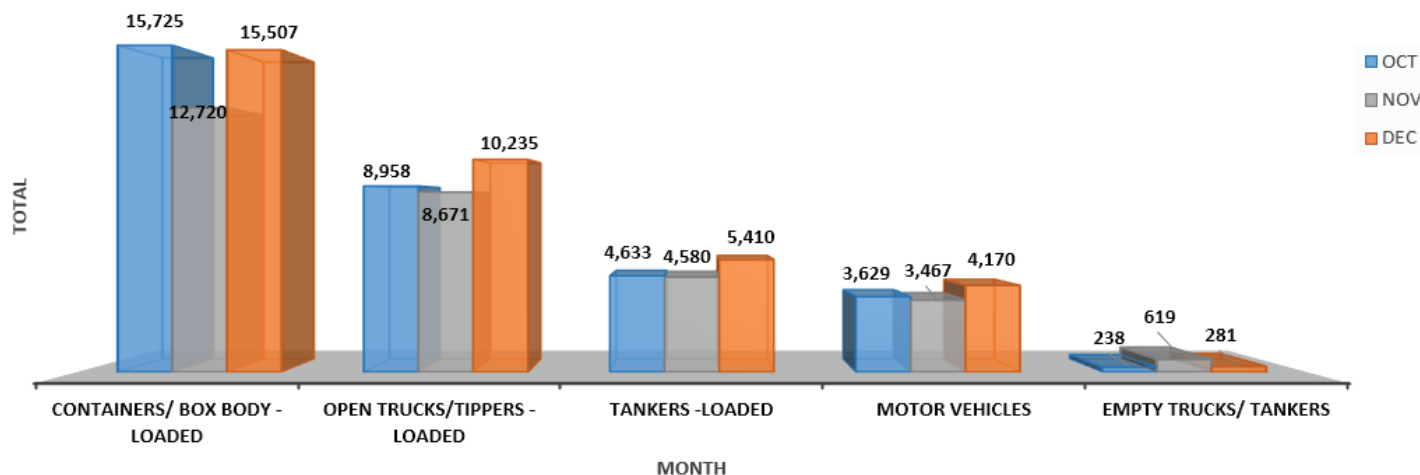


Source: Border representatives

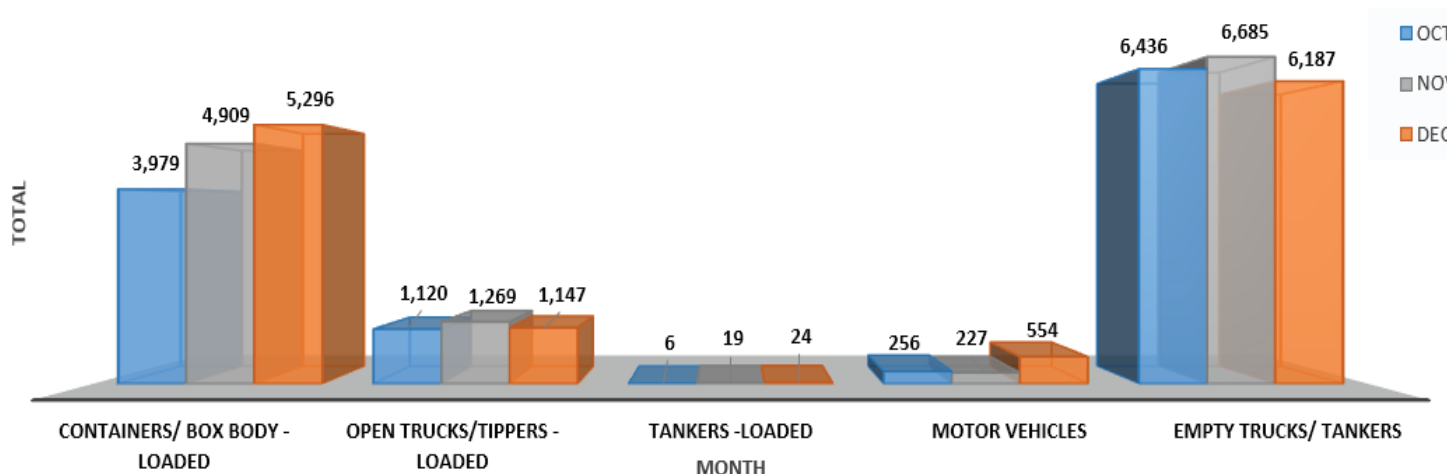
COMPARISON REPORT FOR MALABA

OCTOBER ,NOVEMBER & DECEMBER 2023

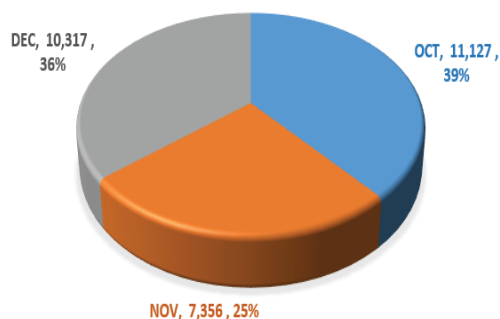
OCT - DEC: TRUCKS CROSSING FROM KENYA TO UGANDA



OCT - DEC: TRUCKS CROSSING FROM UGANDA TO KENYA



OCT - DEC: TRUCKS CROSSING INTO KENYA FROM UGANDA (EMPTIES) - LWAKHAKHA



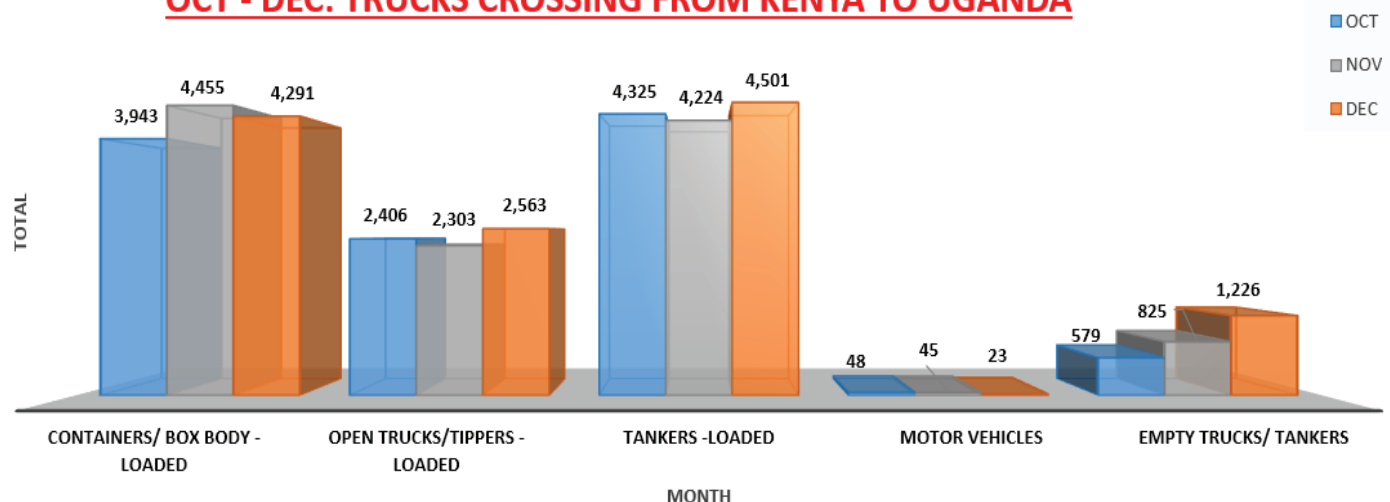
CROSSING TO UGANDA	OCT	NOV	DEC
CONTAINERS/ BOX BODY -LOADED	15,725	12,720	15,507
OPEN TRUCKS/TIPPERS -LOADED	8,958	8,671	10,235
TANKERS -LOADED	4,633	4,580	5,410
MOTOR VEHICLES	3,629	3,467	4,170
EMPTY TRUCKS/ TANKERS	238	619	281
TOTAL	33,183	30,057	35,603
CROSSING TO KENYA	OCT	NOV	DEC
CONTAINERS/ BOX BODY -LOADED	3,979	4,909	5,296
OPEN TRUCKS/TIPPERS -LOADED	1,120	1,269	1,147
TANKERS -LOADED	6	19	24
MOTOR VEHICLES	256	227	554
EMPTY TRUCKS/ TANKERS	6,436	6,685	6,187
TOTAL	11,797	13,109	13,208
LWAKHAKHA	OCT	NOV	DEC
CROSSING TO KENYA (EMPTIES)	11,127	7,356	10,317

Source: Border representatives

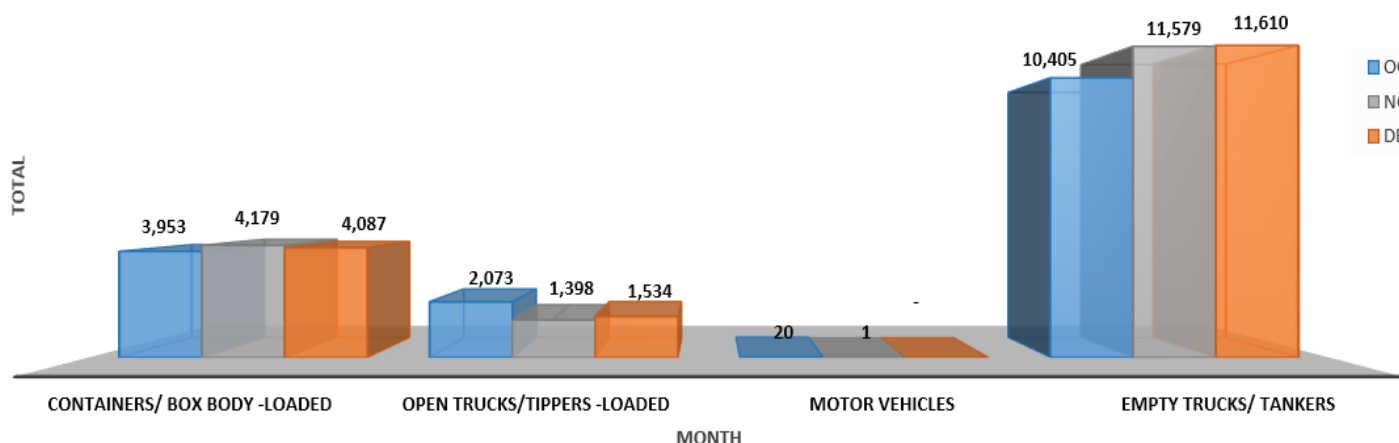
COMPARISON REPORT FOR BUSIA

OCTOBER, NOVEMBER & DECEMBER 2023

OCT - DEC: TRUCKS CROSSING FROM KENYA TO UGANDA



OCT - DEC: TRUCKS CROSSING FROM UGANDA TO KENYA



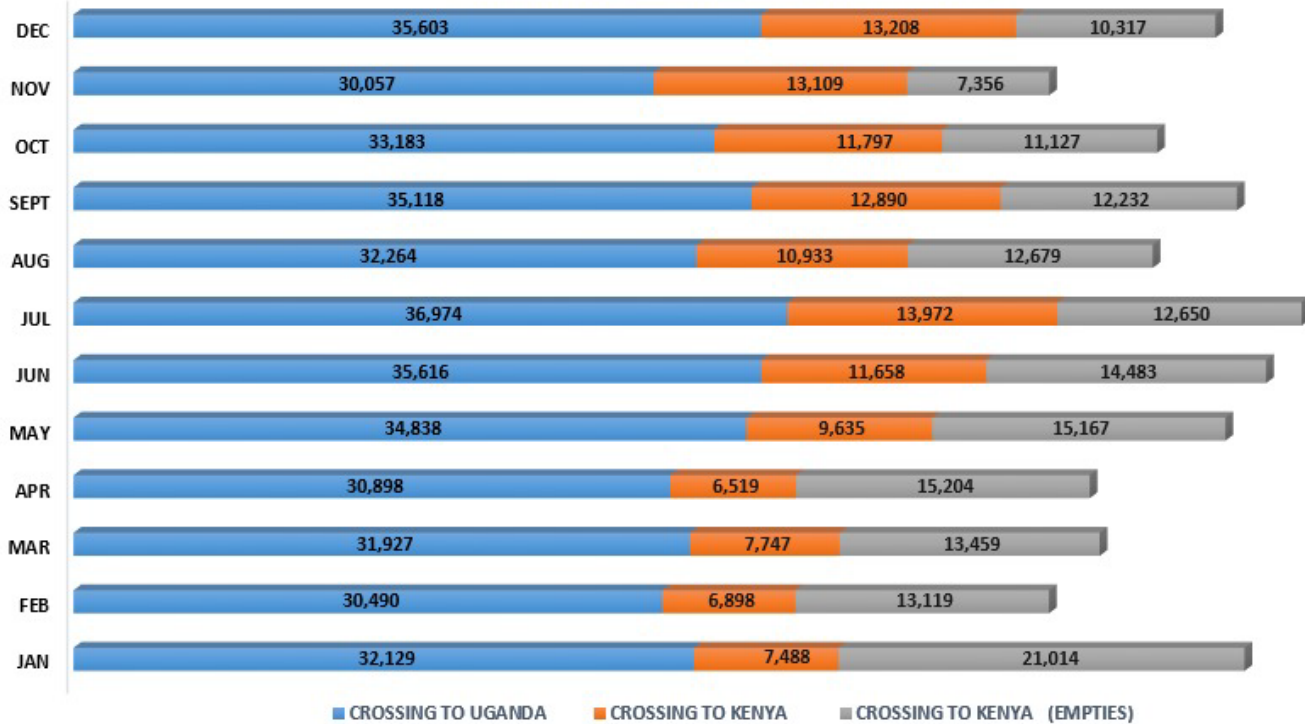
CROSSING TO UGANDA	OCT	NOV	DEC
CONTAINERS/ BOX BODY -LOADED	3,943	4,455	4,291
OPEN TRUCKS/TIPPERS -LOADED	2,406	2,303	2,563
TANKERS -LOADED	4,325	4,224	4,501
MOTOR VEHICLES	48	45	23
EMPTY TRUCKS/ TANKERS	579	825	1,226
TOTAL	11,301	11,852	12,604
CROSSING TO KENYA	OCT	NOV	DEC
CONTAINERS/ BOX BODY -LOADED	3,953	4,179	4,087
OPEN TRUCKS/TIPPERS -LOADED	2,073	1,398	1,534
TANKERS -LOADED	-	-	-
MOTOR VEHICLES	20	1	-
EMPTY TRUCKS/ TANKERS	10,405	11,579	11,610
TOTAL	16,451	17,157	17,231

Source: Border representatives

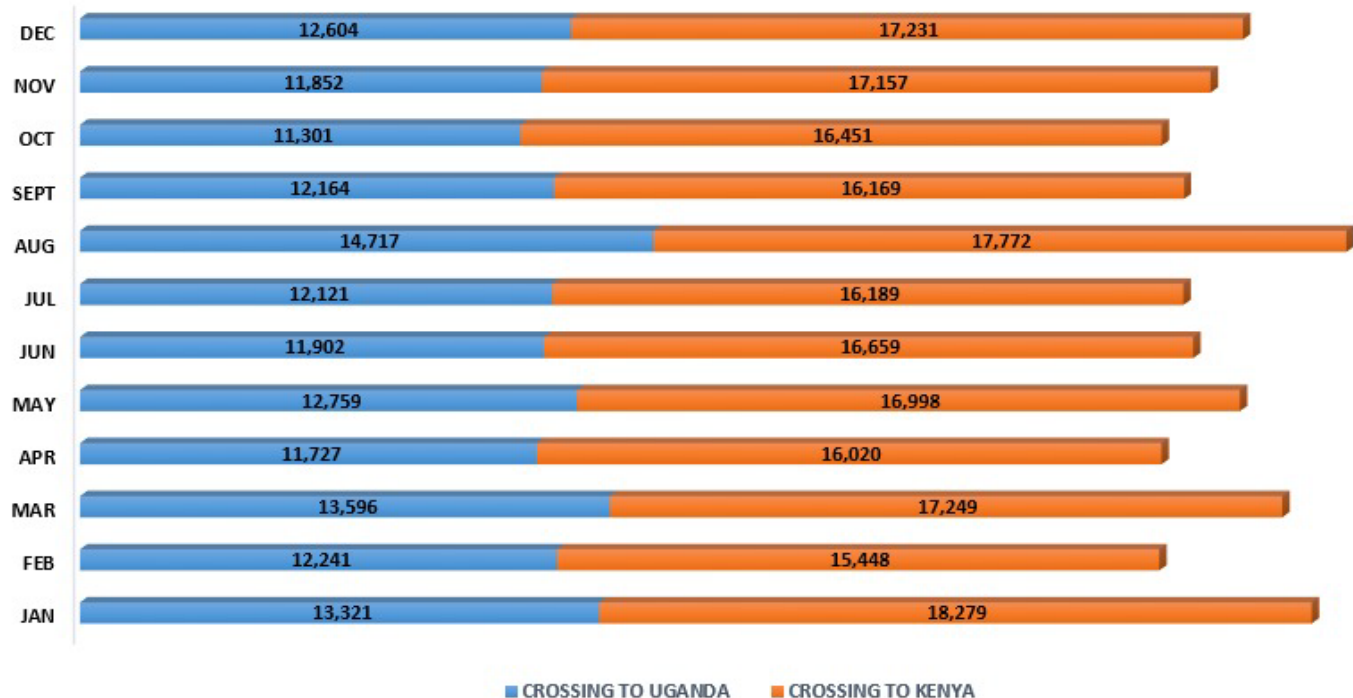
END YEAR PERFORMANCE

Below is a summary of the 2023 truck turnaround performance for crossing between Kenya and Uganda, using both Malaba and Busia borders.

2023 MALABA TRUCK TURNAROUND



2023 BUSIA TRUCK TURNAROUND



END YEAR PERFORMANCE

OVERALL COMPARISON 2023

CROSSING TO UGANDA	JAN	FEB	MAR	APR	MAY	JUN	JUL	AUG	SEPT	OCT	NOV	DEC
CONTAINERS/ BOX BODY -LOADED												
MALABA	15,934	14,007	13,234	12,292	15,044	14,809	15,168	14,016	14,942	15,725	12,720	15,507
BUSIA	4,014	4,091	3,897	3,185	3,662	3,525	4,089	5,535	4,526	3,943	4,455	4,291
OPEN TRUCKS/TIPPERS -LOADED												
MALABA	8,361	9,224	9,763	10,610	10,954	11,313	11,337	9,498	10,775	8,958	8,671	10,235
BUSIA	2,040	1,838	2,068	1,742	1,777	2,206	2,407	2,729	2,394	2,406	2,303	2,563
TANKERS -LOADED												
MALABA	4,443	4,352	5,272	4,888	5,102	5,664	6,262	5,330	5,138	4,633	4,580	5,410
BUSIA	4,602	4,231	4,890	4,532	4,647	4,316	4,168	5,204	4,606	4,325	4,224	4,501
MOTOR VEHICLES												
MALABA	2,919	2,588	3,371	2,860	3,459	3,579	3,951	3,216	4,072	3,629	3,467	4,170
BUSIA	15	57	25	21	24	22	38	33	57	48	45	23
EMPTY TRUCKS/ TANKERS												
MALABA	472	319	287	248	279	251	256	204	191	238	619	281
BUSIA	2,650	2,024	2,716	2,247	2,649	1,833	1,419	1,216	581	579	825	1,226

CROSSING TO KENYA	JAN	FEB	MAR	APR	MAY	JUN	JUL	AUG	SEPT	OCT	NOV	DEC
CONTAINERS/ BOX BODY -LOADED												
MALABA	6,558	6,364	6,626	5,413	5,725	6,191	5,869	5,362	4,092	3,979	4,909	5,296
BUSIA	4,622	4,376	5,568	4,714	4,797	5,220	4,974	4,793	3,318	3,953	4,179	4,087
OPEN TRUCKS/TIPPERS -LOADED												
MALABA	404	266	748	648	985	1,392	1,174	1,083	696	1,120	1,269	1,147
BUSIA	2,525	2,068	2,330	1,944	2,115	1,876	1,948	1,445	1,225	2,073	1,398	1,534
TANKERS -LOADED												
MALABA	4	8	15	9	7	6	5	11	7	6	19	24
BUSIA	-	-	-	-	-	-	-	-	-	-	-	-
MOTOR VEHICLES												
MALABA	239	155	190	206	212	298	240	284	190	256	227	554
BUSIA	-	1	1	3	204	-	-	-	-	20	1	-
EMPTY TRUCKS/ TANKERS												
MALABA	283	105	168	243	2,706	3,771	6,684	4,193	7,905	6,436	6,685	6,187
BUSIA	11,132	9,003	9,350	9,359	9,882	9,563	9,267	11,534	11,626	10,405	11,579	11,610

COMPARISON TABLE

MALABA	JAN	FEB	MAR	APR	MAY	JUN	JUL	AUG	SEPT	OCT	NOV	DEC
CROSSING TO UGANDA	32,129	30,490	31,927	30,898	34,838	35,616	36,974	32,264	35,118	33,183	30,057	35,603
CROSSING TO KENYA	7,488	6,898	7,747	6,519	9,635	11,658	13,972	10,933	12,890	11,797	13,109	13,208
CROSSING TO KENYA VIA LWAKHAKHA (EMPTY)	21,014	13,119	13,459	15,204	15,167	14,483	12,650	12,679	12,232	11,127	7,356	10,317

Report By:
Ednah Wakhu
KTA Program Officer